



KONICA MINOLTA

# bizhub 958/758 Spec Sheet

## System

Select One

One of the options may be selected (not mandatory).

Must Select

Once of the options must be selected (mandatory).

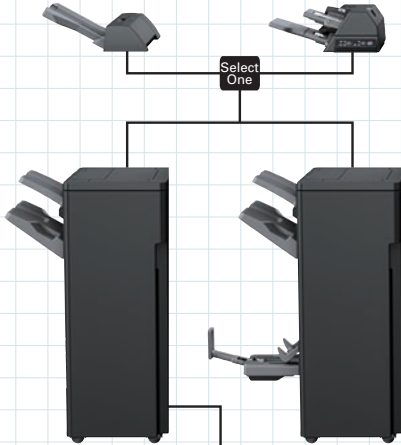
### Job Separator JS-602\*1

When attached to the FS-537/FS-537SD, this becomes the fax/print/copy output separator tray.

\*1 PI-507 and JS-602 cannot be installed at the same time.

### Post Inserter PI-507\*1

When attached to Finisher FS-537/FS-537SD, allows you to add white paper cover sheet/inter sheet, and operate the Finisher manually.



### Punch Kit PK-523

Attach to Finisher FS-537/FS-537SD for hole punching capability. (paper up to 300 g/m<sup>2</sup> thick)

### Z Folding Unit ZU-609

Includes Z-folding function.

### Relay Unit RU-515

### Finisher FS-537

A high-performance finisher that allows you to multi-staple up to 100 sheets.

### Finisher FS-537SD

A high-performance finisher that allows you to multi-staple, saddle stitching, half folding and tri-folding.

### Staple Kit MS-10A

\* for FS-537/FS-537SD

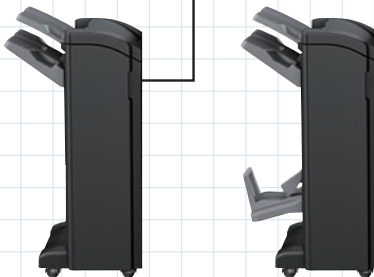
### Staple Kit SK-602

\* for FS-536/FS-536SD/FS-537SD

### Output Tray OT-508

Must Select

### Relay Unit RU-515



### Finisher FS-536

A small, low-noise and high-performance finisher that allows you to multi-staple up to 50 sheets.

### Finisher FS-536SD

A small, low-noise and high-performance finisher that allows you to multi-staple, saddle stitching, half folding and tri-folding.

### Punch Kit PK-520

Attach to Finishers FS-536/FS-536SD for hole punching capability (paper up to 300 g/m<sup>2</sup> thick)

### Upgrade kit UK-212

Wireless LAN kit

### Keypad KP-101

### Keyboard Holder KH-102

### Security Kit SC-508

\* Two SC-508 are required.

### Fax Kit FK-516

For 1st / 2nd line

### Fax Kit FK-515

For 3rd / 4th line

\* MK-742 is required.

### Fax Mount Kit MK-742

### Stamp Unit SP-501

### Hard Disk HD-524

For Mirroring

### Double Feed Detection Kit UK-501

For ADF

### Working Table WT-513

For Upright Panel

### Working Table WT-506

Select One

### Authentication Unit AU-102

Biometric type

\* WT-506 or WT-513 is required.

### Authentication Unit AU-201S

IC card type

\* WT-506 or MK-735 is required.

However, AU-102 cannot be combined when equipped with WT-506.

### Mount Kit MK-735

For IC card authentication installation

Built into front panel

### Banner Paper Setting Guide MK-715

Used for banner printing.

### Large Capacity Unit LU-205

Increases the bizhub's paper capacity by 2,500 sheets for paper up to SRA3 and 80 g/m<sup>2</sup> thick.

### Large Capacity Unit LU-303

Increases the bizhub's paper capacity by 3,000 sheets for paper up to A4 size and 80 g/m<sup>2</sup> thick.







Note: Some options are not listed.


# Specifications


## bizhub 958/758 General Specifications

		bizhub 958	bizhub 758
Type		Console	
Copy	Scan	Main: 600dpi x Sub: 600dpi	
Resolution	Print	1,800 dpi (equivalent) x 600 dpi	
Gradation		256	
Memory size		4 GB	
HDD		250 GB	
Original Type		Sheets, Books, Objects	
Max. Original Size		A3 (11" x 17")	
Output Size		Main unit: SRA3*1, A3 to A5, 12-1/4" x 18" (A3 wide (311.1 mm x 457.2 mm)), 12" x 18" (A3 wide (304.8 mm x 457.2 mm)), 11" x 17" to 8-1/2" x 11", 5-1/2" x 8-1/2", 8" x 13"*2, 16K*3, 8K, Postcard Bypass Tray: SRA3, A3 to A5, B6*4, A6*4, 12" x 18" (A3 wide (304.8 mm x 457.2 mm)), 11" x 17" to 5-1/2" x 8-1/2", 8" x 13" *5, 16K, 8K, Postcard (A6 (4" x 6" Card)), Envelope*6, Index paper, Banner paper (Width: 210 mm to 297 mm (8-1/4" to 11-11/16"), Length: 457 mm to 1,200 mm (18" to 47-1/4"))*7	
Image Loss		Max. 4.2mm or less for top edge (5 mm for thin paper), Max. 3.0mm or less for bottom edge, Max. 3.0mm or less for right/left edges *A loss of 4.2 mm each during printing.	
Warm-Up Time*8 (23°C, std. voltage)		55 sec. or less	22 sec. or less
* The time required to start printing when both the main power and sub-power switches are turned from OFF to ON.			
* The time required to start printing when the main power switch is ON and the sub-power switch is turned from OFF to ON.			
First Copy Out Time*9		3.2 sec. or less	3.6 sec. or less
Copy Speed (A4)		95 ppm	75 ppm
Copy Magnification	Fixed Same Magnification	1: ±0.5% or less	
	Scaling Up	1: 1.154/1.224/1.414/2.000	
	Scaling Down	1: 0.866/0.816/0.707/0.500	
	Preset	3 types	
	Zoom	25 to 400% (in 0.1% increments)	
Paper Capacity	Tray 1 / Tray 2	500 sheets (up to SRA3)	
	Tray 3	1,500 sheets (up to A4)	
	Tray 4	1,000 sheets (up to A4)	
	Bypass Tray	150 sheets (up to SRA3)	
Max. Paper Capacity (80 g/m <sup>2</sup> ) *10		6,650 sheets	
Paper Weight *11	Main Unit	52 to 256 g/m <sup>2</sup>	
	Multiple Bypass Tray	52 to 300 g/m <sup>2</sup>	
Multiple Copy		1 to 9,999 sheets	
Auto Duplex	Paper Size	SRA3, A3 to A5, B6*4, A6*4, 12-1/4" x 18" (A3 wide (311.1 mm x 457.2 mm)), 12" x 18" (A3 wide (304.8 mm x 457.2 mm)), 11" x 17" to 5-1/2" x 8-1/2"*4, 7-1/4" x 10-1/2", 8" x 13", 16K, 8K, Postcard (A6 (4" x 6" Card))	
	Paper Weight	52 to 256 g/m <sup>2</sup>	
Power Requirements		AC220 to 240 V 15 A (50/60 Hz)	AC220 to 240 V 10 A (50/60 Hz)
Max. Power Consumption		3.6 kW or less	
Dimensions [W] x [D] x [H]		670 x 820 x 1,232 mm (26-3/8" x 32-5/16" x 48-1/2") *Main unit + ADF	
Weight		Approx. 200 kg (440-15/16 lb)	
Space Requirements [W] x [D]*12		1,008 x 1,419 mm (39-11/16" x 55-7/8")	

\*1 SRA3 paper can be used in Tray2.

\*2 There are four types of foolscap: 8-1/2" x 13-1/2" , 8-1/2" x 13" , 8-1/4" x 13" , and 8" x 13" . Any one of these sizes is selectable. For details, contact your service representative.

\*3 Long edge feed 

\*4 Short edge feed 

\*5 There are six types of foolscap: 8-1/2" x 13-1/2" , 220 mm x 330 mm , 8-1/2" x 13" , 8-1/4" x 13" , 8-1/8" x 13-1/4" , and 8" x 13" . Any one of these sizes is selectable. For details, contact your service representative.

\*6 Wrinkles or printing errors may occur due to the type, storage or environment that exists when envelope printing is carried out.

\*7 Printing on banner paper can only be performed from a PC.

\*8 May vary depending on the operating environment and usage.

\*9 A4 long edge feed full size/using the first tray/scanning from the original glass surface.

\*10 With options installed.

\*11 If paper of 210 g/m<sup>2</sup> or more is used, the resulting image quality may not be as expected.

\*12 This shows the dimensions when the Paper Trays are pulled out and the Tray Extension of the Bypass Tray is opened.

## Printer Specifications

Type		Embedded
CPU		MB86S72 (1.6GHz)
Memory		4 GB
Print Speed		Same as Copy Speed (when using the same original)
HDD		250GB
Print Resolution		1,800 dpi (equivalent) x 600 dpi (at smoothing) or 1,200 dpi x 1,200 dpi (in 1,200 dpi mode)*1
PDL		PCL5e/c Emulation, PCL6 (XL ver. 3.0) Emulation, PostScript 3 Emulation (3016), XPS (Ver. 1.0)
Protocol		TCP/IP (LPD, Raw, SMB, IPP), AppleTalk, IPX/SPX
Support OS	PCL	Windows Vista*2 / 7*2 / 8.1*2 / 10*2 Windows 2008*2 / 2008 R2 / Server 2012 / Server 2012 R2
	PS	Windows Vista*2 / 7*2 / 8.1*2 / 10*2 Windows 2008*2 / 2008 R2 / Server 2012 / Server 2012 R2 Mac OS X 10.7 / X 10.8 / X 10.9 / X 10.10 / X 10.11 (Intel) Linux
	XPS	Windows Vista*2 / 7*2 / 8.1*2 / 10*2 Windows 2008*2 / 2008 R2 / Server 2012 / Server 2012 R2
Fonts	PCL	European 80 fonts
	PS	European 137 fonts
Interface		Ethernet (1000BaseT/ 100BaseTX/ 10BaseT), USB 2.0 / 1.1

\*1 Output speed will be reduced.

\*2 Supports the 32bit (x86) or 64bit (x64) environment.

## Scanning Function Specifications

Type		Full-Colour Scanner
Interface		Ethernet (10BASE-T/100BASE-TX/1000BASE-T)
Driver		TWAIN Driver, HDD TWAIN Driver
Protocol		TCP/IP (FTP, SMB, SMTP, WebDAV) (IPv4/IPv6)
Scanning Speed *1	Simplex	120 opm
	Duplex	240 opm
(Colour/B&W)		Max. A3 (11" x 17")
Scanning Size		Max. A3 (11" x 17")
Output Format		TIFF, JPEG, PDF, Compact PDF, XPS, Compact XPS, OOXML (pptx, xlsx*2, docx*2), Searchable PDF*2, PDF/A*2, Linearised PDF*2
Scanning Resolution	Push	200 dpi / 300 dpi / 400 dpi / 600 dpi
	Pull	100 dpi / 200 dpi / 300 dpi / 400 dpi / 600 dpi
Main Functions		Scan to E-Mail, Scan to FTP, Scan to BOX (HDD), Scan to PC (SMB), Network TWAIN, Scan to WebDAV, Scan to Me, Scan to Home, Scan to USB, Scan to Scan Server, Scan to Web Service (WSD-Scan), Device Profile for Web Services (DPWS)
Other Functions		Multi-Method Send, Authentication at the time of E-Mail send (SMTP authentication, POP before SMTP), S/MIME, Annotation
Supported operating systems*3		Windows Vista / 7 / 8.1 / 10

\*1 Speed when scanning A4 original in 300 dpi or less by using the ADF.

\*2 Optional

\*3 Supports the 32bit (x86) or 64bit (x64) environment.



## Dual Scan Document Feeder

Type		Dual Scan Document Feeder
Support Paper Size		Max. A3 (Fax mode: Max. 1,000 mm)
Mixed Size		Support
Original Set		Centre guide
Support Paper Weight		Thin paper: 35 to 49 g/m <sup>2</sup> (Simplex) Plain paper: 50 to 210 g/m <sup>2</sup> (Simplex/Duplex), 50 to 128 g/m <sup>2</sup> (Mixed Original)
Paper Capacity		Max. 300 sheets (80 g/m <sup>2</sup> )
Productivity*1	Simplex	Colour/B&W: 80 opm
	Duplex	Colour/B&W: 160 opm
Power Requirements		Supplied from the MFP main body
Dimensions [W] x [D] x [H]		618 x 575 x 180 mm (24-5/16" x 22-5/8" x 7-1/16")
Weight		Approx. 15.1 kg (33-5/16 lb)

\*1 When copying A4, resolution 600 dpi.

## Internet Fax

Protocol		SMTP, POP
Connection Mode		Full-Mode
Sending Paper Size		A3, B4, A4
Recording Paper Size		Max. A3
Resolution		200 x 100 dpi, 200 x 200 dpi, 400 x 400 dpi, 600 x 600 dpi
Interface		Ethernet (10BASE-T/100BASE-TX/1000BASE-T)
Colour		Support Colour Internet Fax
Format		Send: TIFF-F, Receive: TIFF-F Colour/Grey Scale: TIFF (RFC3949 Profile-C)

## Fax Kit FK-516, Fax Kit FK-515 (Optional)

Communication		Super G3
Compatible Lines		Public Switch Telephone Network, Private Branch Exchange, Fax Communication Line
Line Density		G3 (8 dot/mm x 3.85 line/mm, 600 x 600 dpi)
Modem Speed		2.4 to 33.6 kbps
Compression		MH/MR/MMR/JBIG
Sending Paper Size		Max. A3 (Long Length Support: Max. 1,000 mm)
Recording Paper Size		Max. A3 (Long Length Max. 1,000 mm – following the page division –)
Transmission Speed		Less than 3 sec. (A4, V.34, 33.6 kbps, JBIG)
Memory		Shared with the copier
Number of Abbr. Dials		2,000
Number of Program Dials		400
Number of Group Dials		100
Sequential Multiple Station Transmission		Max. 600

## Large Capacity Unit LU-303 (Optional)

Support Paper Type (Weight)		Thin paper (52 to 59 g/m <sup>2</sup> ), Plain paper (60 to 90 g/m <sup>2</sup> ), Thick paper (91 to 256 g/m <sup>2</sup> )
Support Paper Size		A4*1, 8-1/2" x 11" *1
Paper Capacity		Plain paper: 3,000 sheets (80 g/m <sup>2</sup> )/3,300 sheets (60 g/m <sup>2</sup> ) Thick paper 1: 2,500 sheets, Thick paper 1+: 1,750 sheets, Thick paper 2: 1,550 sheets, Thick paper 3: 1,300 sheets
Power Requirements		Supplied from the MFP main body
Max. Power Consumption		40 W or less
Dimensions [W] x [D] x [H]		367 x 528 x 405 mm (14-7/16" x 20-13/16" x 15-15/16")
Weight		Approx. 18 kg (39-11/16 lb)

\*1 Long edge feed 

\* Thick paper 1: 91 to 120 g/m<sup>2</sup>, Thick paper 1+: 121 to 157 g/m<sup>2</sup>, Thick paper 2: 158 to 209 g/m<sup>2</sup>, Thick paper 3: 210 to 256 g/m<sup>2</sup>



## Large Capacity Unit LU-205 (Optional)

Support Paper Type (Weight)		Thin paper (52 to 59 g/m <sup>2</sup> ), Plain paper (60 to 90 g/m <sup>2</sup> ), Thick paper (91 to 256 g/m <sup>2</sup> )
Support Paper Size*1		SRA3 to A4, 12" x 18" to 8-1/2" x 11"
Paper Capacity		Plain paper: 2,500 sheets (80 g/m <sup>2</sup> )/2,750 sheets (60 g/m <sup>2</sup> ) Thick paper 1: 2,000 sheets, Thick paper 1+: 1,450 sheets, Thick paper 2: 1,250 sheets, Thick paper 3: 1,000 sheets
Power Requirements		Supplied from the MFP main body
Max. Power Consumption		40 W or less
Dimensions [W] x [D] x [H]		629 x 556 x 405 mm (24-3/4" x 21-7/8" x 15-15/16")
Weight		Approx. 25 kg (55-1/8 lb)

\*1 The maximum number of loadable sheets for each paper size is 2,500 sheets (for 80 g/m<sup>2</sup>) or 2,750 sheets (for 60 g/m<sup>2</sup>).

\* Thick paper 1: 91 to 120 g/m<sup>2</sup>, Thick paper 1+: 121 to 157 g/m<sup>2</sup>, Thick paper 2: 158 to 209 g/m<sup>2</sup>, Thick paper 3: 210 to 256 g/m<sup>2</sup>



# Specifications



## Finisher FS-537 (Optional)

Type	Finisher
Support Paper Type	Thin paper / Plain paper (52 to 90 g/m <sup>2</sup> ), Thick paper (91 to 220 g/m <sup>2</sup> ), Transparency, Envelope, Label sheet, Letterhead paper, Tab paper
Support Paper Size	A3 to A5, B6 <sup>1</sup> , A6 <sup>1</sup> , 11" x 17" to 5-1/2" x 8-1/2", 16K, 8K, Postcard (A6 (4" x 6" Card))
Mode	Sort, Group, Offset Sort, Offset Group, Staple
Stacking capacity	Output Tray 1 200 sheets (52 to 90 g/m <sup>2</sup> ) 20 sheets (91 to 220 g/m <sup>2</sup> , special paper)
	Output Tray 2 3,000 sheets (52 to 90 g/m <sup>2</sup> , A4 <sup>1</sup> or smaller, B5 or larger) 1,500 sheets (52 to 90 g/m <sup>2</sup> , B4 or larger) 500 sheets (52 to 90 g/m <sup>2</sup> , A5 or smaller) 20 sheets (91 to 220 g/m <sup>2</sup> , special paper)
	Output Tray 3 (Relay Unit top surface) 100 sheets (52 to 90 g/m <sup>2</sup> ) 20 sheets (91 to 220 g/m <sup>2</sup> , special paper)
Staple capacity	100 sheets (Thin paper, Plain paper 52 to 80 g/m <sup>2</sup> ) 30 sheets (Plain paper 81 to 90 g/m <sup>2</sup> ) 35 sheets (Coated paper 81 to 90 g/m <sup>2</sup> ) 2 sheets (Thick paper 91 to 209 g/m <sup>2</sup> Cover sheets only)
Power Requirements	Supplied from the MFP main body
Max. Power Consumption	140 W or less
Dimensions [W] x [D] x [H]	622 x 692 x 1,031 mm (24-1/2" x 27-1/4" x 40-9/16")
Weight	Approx. 47 kg (103-5/8 lb)

\*1 Short edge feed



## Finisher FS-537SD (Optional)

Type	Finisher
Support Paper Type	Thin paper / Plain paper (52 to 90 g/m <sup>2</sup> ), Thick paper (91 to 220 g/m <sup>2</sup> ), Transparency, Envelope, Label sheet, Letterhead paper, Tab paper <b>Centre Staple:</b> 52 to 90 g/m <sup>2</sup> <b>Half-Fold:</b> 52 to 209 g/m <sup>2</sup> (more than 91 g/m <sup>2</sup> Thick paper can be used only as a cover page) <b>Tri-Fold:</b> 52 to 90 g/m <sup>2</sup>
Support Paper Size	A3 to A5, B6 <sup>1</sup> , A6 <sup>1</sup> , 11" x 17" to 5-1/2" x 8-1/2", 16K, 8K, Postcard (A6 (4" x 6" Card)) <b>Centre Staple, Half-Fold:</b> SRA3, A3, B4, A4 <sup>1</sup> , 11" x 17", 8-1/2" x 14", 8-1/2" x 11" <sup>1</sup> , 8K <b>Tri-Fold:</b> A4 <sup>1</sup> , 8-1/2" x 11" <sup>1</sup> , 16K <sup>1</sup>
Mode	Sort, Group, Offset Sort, Offset Group, Staple
Staple capacity	100 sheets (Thin paper, Plain paper 52 to 80 g/m <sup>2</sup> ) 30 sheets (Plain paper 81 to 90 g/m <sup>2</sup> ) 35 sheets (Coated paper 81 to 90 g/m <sup>2</sup> ) 2 sheets (Thick paper 91 to 209 g/m <sup>2</sup> Cover sheets only)
Maximum Number of Sheets that can be Centrestapled	20 (52 to 90 g/m <sup>2</sup> ) sheets, or 19 (90 g/m <sup>2</sup> ) sheets + Thick (209 g/m <sup>2</sup> ) 1 sheet
Maximum Number of Folded Sheets	<b>Half-Fold:</b> 5 sheets or Thick (91 to 209 g/m <sup>2</sup> ) 1 sheet, <b>Tri-Fold:</b> 3 sheets
Stacking capacity	Output Tray 1 200 sheets (52 to 90 g/m <sup>2</sup> ) 20 sheets (91 to 220 g/m <sup>2</sup> , special paper)
	Output Tray 2 2,500 sheets (52 to 90 g/m <sup>2</sup> , A4 <sup>1</sup> or smaller, B5 or larger) 1,500 sheets (52 to 90 g/m <sup>2</sup> , B4 or larger) 500 sheets (52 to 90 g/m <sup>2</sup> , A5 or smaller) 20 sheets (91 to 220 g/m <sup>2</sup> , special paper)
	Output Tray 3 (Relay Unit top surface) 100 sheets (52 to 90 g/m <sup>2</sup> ) 20 sheets (91 to 220 g/m <sup>2</sup> , special paper)
Folding output tray	<b>1 to 5 sheets:</b> 35 sets <b>6 to 10 sheets:</b> 30 sets <b>11 to 20 sheets:</b> 10 sets <b>Half-Fold (1 to 5 sheet):</b> 35 sets <b>Tri-Fold (1 sheet):</b> 50 sets, <b>(2 sheet):</b> 40 sets, <b>(3 sheet):</b> 30 sets
Power Requirements	Supplied from the MFP main body
Max. Power Consumption	140 W or less
Dimensions [W] x [D] x [H]	622 x 692 x 1,031 mm (24-1/2" x 27-1/4" x 40-9/16")
Weight	Approx. 73 kg (160-15/16 lb)

\*1 Short edge feed



## Post Inserter PI-507 (Optional)

Applicable	Finisher FS-537/FS-537SD
Support Paper Type (Weight)	Plain paper (60 to 90 g/m <sup>2</sup> ) Thick paper (91 to 209 g/m <sup>2</sup> )
Support Paper Size	Upper Tray A4, B5, A5 <sup>1</sup> 8-1/2" x 11", 7-1/4" x 10-1/2" <sup>2</sup> , 5-1/2" x 8-1/2", 16K
	Lower Tray SRA3, A3 to A5 <sup>1</sup> 12-1/4" x 18" (A3 wide (311.1 x 457.2mm)), 11" x 17" to 5-1/2" x 8-1/2" <sup>1</sup> , 16K, 8K
Paper Capacity	200 sheets (Plain paper, 80 g/m <sup>2</sup> )
Power Requirements	Supplied from Finisher FS-537/FS-537SD
Dimensions [W] x [D] x [H]	513 x 635 x 222 mm (20-3/16" x 25" x 8-3/4")
Weight	Approx. 12 kg (26-7/16 lb)

\*1 Long edge feed

\*2 Short edge feed



## Job Separator JS-602 (Optional)

Applicable	Finisher FS-537/FS-537SD
Support Paper Type (Weight)	Plain paper (60 to 90 g/m <sup>2</sup> )
Support Paper Size	A3 to B5, A4 <sup>1</sup> , A5 <sup>1</sup> 11" x 17" to 7-1/4" x 10-1/2", 5-1/2" x 8-1/2" <sup>1</sup> , 8" x 13", 16K, 8K
Power Requirements	Supplied from Finisher FS-537/FS-537SD
Max. Power Consumption	5 W or less
Dimensions [W] x [D] x [H]	341 x 537 x 149 mm (13-7/16" x 21-1/8" x 5-7/8")
Weight	Approx. 1.75 kg (3-7/8 lb)

\*1 Short edge feed



## Z Folding Unit ZU-609 (Optional)

Applicable	Finisher FS-537/FS-537SD
Paper Type	Thin paper, Plain paper
Paper Size	A3, B4, 11" x 17", 8-1/2" x 14", 8K
Paper Weight	52 to 90 g/m <sup>2</sup>
Power Requirements	Supplied from Finisher FS-537/FS-537SD
Dimensions [W] x [D] x [H]	101 x 506 x 186 mm (4" x 19-15/16" x 7-5/16")
Weight	Approx. 4.5 kg (9-15/16 lb)

## Punch Kit PK-523 (Optional)

Applicable	Finisher FS-537/FS-537SD
Number of holes	2 holes, 3 holes, 4 holes
Support Paper Type (Weight)	Thin paper (52 to 59 g/m <sup>2</sup> ), Plain paper (60 to 90 g/m <sup>2</sup> ), Thick paper (91 to 300 g/m <sup>2</sup> )
Support Paper Size	A3 to A5, 11" x 17" to 5-1/2" x 8-1/2", 8" x 13", 16K, 8K
Power Requirements	Supplied from Finisher FS-537/FS-537SD
Dimensions [W] x [D] x [H]	147 x 639 x 234 mm (5-13/16" x 25-3/16" x 9-3/16")
Weight	Approx. 4.5 kg (9-15/16 lb)



## Finisher FS-536 (Optional)

Type	Finisher
Support Paper Type	Thin paper / Plain paper (52 to 90 g/m <sup>2</sup> ), Thick paper (91 to 220 g/m <sup>2</sup> ), Transparency, Envelope, Label sheet, Letterhead paper, Tab paper
Support Paper Size	A3 to A5, B6 <sup>1</sup> , A6 <sup>1</sup> , 11" x 17" to 5-1/2" x 8-1/2", 16K, 8K, Postcard (A6 (4" x 6" Card))
Mode	Sort, Group, Offset Sort, Offset Group, Staple
Stacking capacity	Output Tray 1 200 sheets (52 to 90 g/m <sup>2</sup> ) 20 sheets (91 to 220 g/m <sup>2</sup> , special paper)
	Output Tray 2 3,000 sheets (52 to 90 g/m <sup>2</sup> , A4 <sup>1</sup> or smaller, B5 or larger) 1,500 sheets (52 to 90 g/m <sup>2</sup> , B4 or larger) 500 sheets (52 to 90 g/m <sup>2</sup> , A5 or smaller) 20 sheets (91 to 220 g/m <sup>2</sup> , special paper)
	Output Tray 3 (Relay Unit top surface) 100 sheets (52 to 90 g/m <sup>2</sup> ) 20 sheets (91 to 220 g/m <sup>2</sup> , special paper)
Staple capacity	50 sheets (Thin paper, Plain paper 52 to 90 g/m <sup>2</sup> ) 30 sheets (Thick paper 91 to 120 g/m <sup>2</sup> ) 15 sheets (Coated paper 121 to 209 g/m <sup>2</sup> )
Power Requirements	Supplied from the MFP main body
Max. Power Consumption	105 W or less
Dimensions [W] x [D] x [H]	528 x 641 x 1,023 mm (20-5/8" x 25-1/4" x 40-1/4")
Weight	Approx. 36 kg (79-3/8 lb)

\*1 Short edge feed



## Finisher FS-536SD (Optional)

Type	Finisher
Support Paper Type	Thin paper / Plain paper (52 to 90 g/m <sup>2</sup> ), Thick paper (91 to 220 g/m <sup>2</sup> ), Transparency, Envelope, Label sheet, Letterhead paper, Tab paper <b>Centre Staple:</b> 52 to 90 g/m <sup>2</sup> <b>Half-Fold:</b> 52 to 90 g/m <sup>2</sup> (more than 91 g/m <sup>2</sup> Thick paper can be used only as a cover page) <b>Tri-Fold:</b> 52 to 90 g/m <sup>2</sup>
Support Paper Size	A3 to A5, B6 <sup>1</sup> , A6 <sup>1</sup> , 11" x 17" to 5-1/2" x 8-1/2", 16K, 8K, Postcard (A6 (4" x 6" Card)) <b>Centre Staple, Half-Fold:</b> SRA3, A3, B4, A4 <sup>1</sup> , 11" x 17", 8-1/2" x 14", 8-1/2" x 11" <sup>1</sup> , 8K <b>Tri-Fold:</b> A4 <sup>1</sup> , 8-1/2" x 11" <sup>1</sup> , 16K <sup>1</sup>
Mode	Sort, Group, Offset Sort, Offset Group, Staple
Staple capacity	50 sheets (Thin paper, Plain paper 52 to 90 g/m <sup>2</sup> ) 30 sheets (Thick paper 91 to 120 g/m <sup>2</sup> ) 15 sheets (Coated paper 121 to 209 g/m <sup>2</sup> )
Maximum Number of Sheets that can be Centrestapled	20 (52 to 90 g/m <sup>2</sup> ) sheets, or 19 (90 g/m <sup>2</sup> ) sheets + Thick (209 g/m <sup>2</sup> ) 1 sheet
Maximum Number of Folded Sheets	<b>Half-Fold:</b> 5 sheets or Thick (91 to 209 g/m <sup>2</sup> ) 1 sheet, <b>Tri-Fold:</b> 3 sheets
Stacking capacity	Output Tray 1 200 sheets (52 to 90 g/m <sup>2</sup> ) 20 sheets (91 to 220 g/m <sup>2</sup> , special paper)
	Output Tray 2 2,000 sheets (52 to 90 g/m <sup>2</sup> , A4 <sup>1</sup> or smaller, B5 or larger) 1,500 sheets (52 to 90 g/m <sup>2</sup> , B4 or larger) 500 sheets (52 to 90 g/m <sup>2</sup> , A5 or smaller) 20 sheets (91 to 220 g/m <sup>2</sup> , special paper)
	Output Tray 3 (Relay Unit top surface) 100 sheets (52 to 90 g/m <sup>2</sup> ) 20 sheets (91 to 220 g/m <sup>2</sup> , special paper)
Folding output tray	<b>1 to 3 sheets:</b> 20 sets <b>4 to 10 sheets:</b> 10 sets <b>11 to 20 sheets:</b> 5 sets <b>Tri-Fold (1 sheet):</b> 30 sets <b>Tri-Fold (2 to 3 sheets):</b> 10 sets
Power Requirements	Supplied from the MFP main body
Max. Power Consumption	140 W or less
Dimensions [W] x [D] x [H]	622 x 692 x 1,031 mm (24-1/2" x 27-1/4" x 40-9/16")
Weight	Approx. 60 kg (132-5/16 lb)

\*1 Short edge feed



## Punch Kit PK-520 (Optional)

Applicable	Finisher FS-536/FS-536SD
Number of holes	2 holes, 3 holes, 4 holes
Support Paper Type (Weight)	Thin paper (52 to 59 g/m <sup>2</sup> ), Plain paper (60 to 90 g/m <sup>2</sup> ), Thick paper (91 to 300 g/m <sup>2</sup> )
Support Paper Size	A3 to A5, 11" x 17" to 7-1/4" x 10-1/2", 16K, 8K
Power Requirements	Supplied from Finisher FS-536/FS-536SD
Dimensions [W] x [D] x [H]	61 x 492 x 142 mm (2-3/8" x 19-3/8" x 5-9/16")
Weight	Approx. 1.8 kg (3-15/16 lb)

## i-Option

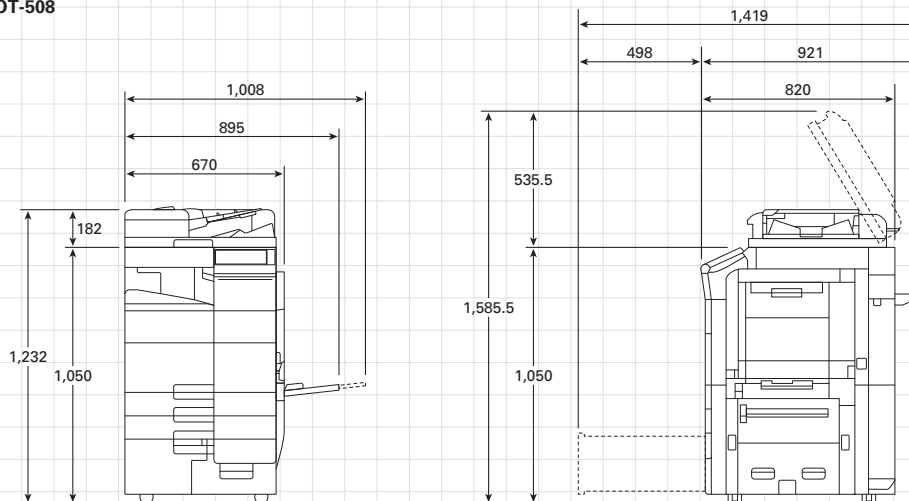
Model	Function	Note
i-Option LK-102 v3	Encrypted PDF or PDF/A (1a/1b)	
i-Option LK-104 v3	Voice guidance*1	
i-Option LK-105 v4	Searchable PDF	
i-Option LK-106	Barcode font (Code39, QR Code, PDF417)	
i-Option LK-107	Unicode font	
i-Option LK-108	OCR font (OCR-A, OCR-B (PCL))	
i-Option LK-110 v2	File format extension package	
i-Option LK-111	ThinPrint function	
i-Option LK-114	Server-less Pull Printing function	
i-Option LK-115 v2	TPM function	Not available in China.

\*1 Local Interface Kit EK-610 or EK-611 is required.

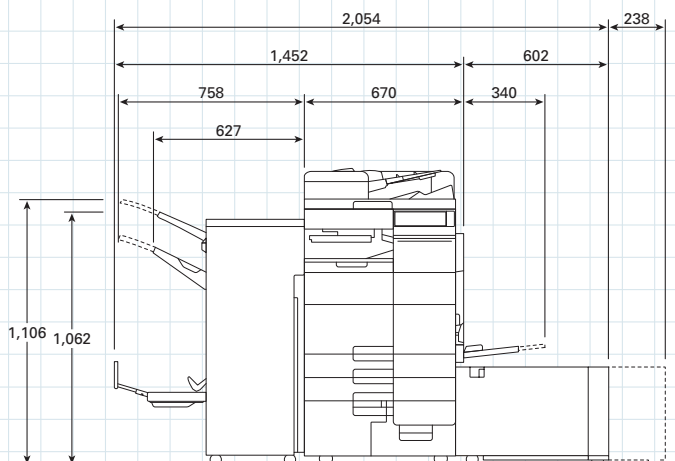
## Space Requirements

Dimensions (unit: mm)

■ bizhub 958/758 + OT-508



■ bizhub 958/758 + RU-515 + FS-537SD + LU-205



■ bizhub 958/758 + RU-515 + FS-536SD + LU-303

